

Delphinium hybrida
Benary's Pacific

**Impress like
no other!**

- FastraX perennial: does not require vernalization for flowering
- The Pacific series was rigidly selected for excellent flower and stem quality
- Excellent cut flower variety with long flowering times in the vase

Technical Information

Life Cycle: Perennial

Uses: Cut flower, background plant

Exposure: Sun

Garden height: 130-180 cm (51-71")

Crop time: 16 weeks

Sow time: Outdoor forcing: March-April; Indoor forcing: December-May

Sowing method: 2-3 seeds per plug

Germination: 20-30 days at temperatures of 15-18°C (59-68 °F).

Growing On: Grow on at 15-18 °C (60-65 °F)

Media: Use a well-drained, growing substrate with 10-30% clay, 0-15% parts (e.g. bark, sand, perlite), 1-2kg /m³, complete balanced fertilizer. 2-4 kg/m³ slow release fertilizer (3-9 months), iron-chelate, micronutrients, pH 5.5-6.5.

Field: well-drained, moderate nutrition supply, humus, loamy soils.

Standard fertilization: 60-80 g/m² slow release fertilizer (potassium balanced).

Do not improve the soil with peat. Keep the soil open.

Temperature: Grow at 15-18 °C (59-64,5 °F) or outdoors. In winter indoors frost free at 3-5 °C (37,5-41 °F) or outdoors. Outdoor fleece cover and dry substrate needed. In spring the plants start to grow for 10-12 weeks at 15-18 °C (59-64,5 °F). A chilling period for flower initiation is not required.





Fertilization: High fertilization levels are required. Fertilize the crop weekly with 100-150 ppm nitrogen (at 2kg/m³ slow release fertilizer in substrate), using a complete balanced fertilizer. Avoid high ammonium and high nitrogen levels. Don't fertilize after flowering or after early September. In spring fertilize with 100-150 ppm nitrogen using a complete balanced fertilizer. Prevent magnesium deficiency by applying magnesium sulphate (0,05%) 1-2 times and in case of Iron deficiency apply iron-chelate for 1-2 times. The fertilization with slow release fertilizer is preferred to fertilization with complete balanced fertilizer, because the roots are very sensitive to high salt levels in substrates. Avoid high fertilizer concentrations, it is advisable to fertilize several times with low concentrations weekly. Field: After harvest fertilize the plant additionally with 60-80 g/m² of a slow release and potassium balanced fertilizer. Don't fertilize after flowering.

Cut flowers: Cut flower stems can be harvested when 1-3 flowers per spike are open. Remove the bottom leaves.

Vase life: 10-12 days. Cold storage is not recommended. Flowers for dried flower production can be harvested when 100% are just open. After harvest cut the plants back to 10 cm above soil level. Up to 3 harvests per year are possible.

Cultural hints: Control and fight the weed in time. Keep the soil open. During wintering don't fertilize the plants and avoid wetness in substrate or soils.

FastraX

			
130-180 cm	25-35 cm	Sun	Raw

Colors of the Series



Astolat



Black Knight



Blue Bird



Blue Jay



Cameliard



Galahad



Guinevere



King Arthur



Percival



Summer Skies



Mix

Ernst Benary Samenzucht GmbH

Friedrich-Benary-Weg 1
34346 Hann. Münden, Germany
Tel.: +49 (0) 5541 / 7009-0
Fax: +49 (0) 5541 / 7009-20
E-Mail: info@benary.de

www.benary.com

 **Benary**
beautyinside®